



extraLIGHT
LIGHTWEIGHT ROOF TILE SYSTEM

Lightweight Roof Tiles Designed for Life

Unique high performance shingles

SupaLite
TILED ROOF SYSTEM

extraLIGHT

LIGHTWEIGHT ROOF TILE SYSTEM

The ExtraLight roof tiling system, a new and unique high performance textured tile.

The ExtraLight shingle tile, with its textured finish, captures the subtle look and charm of low-profile traditional shingles.

With an ExtraLight shingle roof, you can eliminate the delaminating, lifting and general break-down caused by strong UV rays and high winds associated with other shingle roofs.

With its exceptional durability, ExtraLight shingle roof tiles offer superior performance and can achieve shallow pitches.

The ExtraLight shingle comes in a choice of natural weathered tones to recreate the visual appeal of a natural clay tiled roof.

Boasting a coverage of 3.2 tiles per m², ExtraLight tiles are quick and easy to install.



LIGHTWEIGHT

At less than 7kg/m² our ExtraLight tile is suitable for any lightweight roof construction.



QUANTITY TO SUIT ANY PROJECT

No matter the job or quantity needed, we've got solutions to help everyone. Prices provided on a square meterage or full roof basis.



WIDE RANGE OF ACCESSORIES

ExtraLight offers a full range of roof tile accessories to compliment the choice of tile.





EASY TO INSTALL

Boasting a coverage of 3.2 tiles per m², ExtraLight tiles are quick and easy to install plus can achieve shallow pitches.

☀️ GUARANTEE - Our tiles are guaranteed for a period of 10 years. The tiles have a life expectancy of 50 years.

✓ APPROVED - Our tiles are registered and compliant with the strict UK & European standards required for use with a roof pitch as low as 10 degrees.



TILE COLOURS

ExtraLight high performance textured steel tiles are available in 3 colours. With its exceptional durability, the ExtraLight stone coated steel tile offers superior performance.



SPECIFICATIONS

Overall Length

1335mm

Length of Cover

1255mm

Width of Cover

250mm

Roof Cover per Tile

0.32m²

Tiles per m²

3.2

Weight per Tile


1.9kg

Weight per m²

6.1kg

Minimum Roof Pitch

10° (for a lean-to type roof)




PROFILE

ACCESSORIES


ExtraLight offer a full range of roof tile accessories to compliment your choice of tile. We are only able to show a small selection on this page, to discuss your exact requirements please call **01772 82 80 60**. All accessories are offered in each of the tile colours.

Ridge



Specifications
Length: 1300mm
Width: 150mm

Barge & Soaker System



Specifications
Length: 1250mm

Gable Ridge End Cap



Specifications
Length: 240mm
Width: 150mm

3 Way Top Cap



Specifications
Length: 375mm
Width: 340mm

90° / 135° End Caps



Specifications
Length: 200mm
Width: 125mm

5 Way Top Cap



Specifications
Length: 500mm
Width: 500mm

Repair Kit



The accessories shown are just a selection of the full range available

SupaLite offer an entire range of roofing products alongside the ExtraLight Tiles. If you would like a no obligation quote for your next building project or would like to discuss your requirements further please contact our sales team.